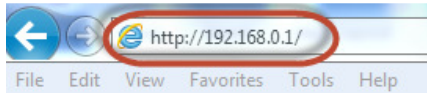


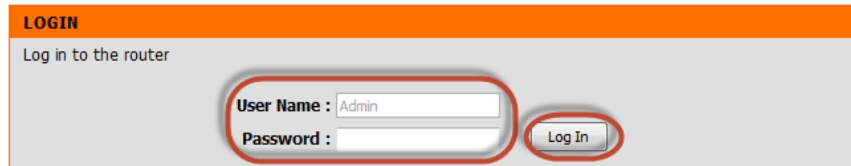
How to setup High Speed Broadband for Malaysia (TM Unifi / Maxis fibre Home) For DIR-868L.

Step 1 Connect Your PC (Laptop) to the Router (Port 1,2,3,4 either one of them) using Network cable.

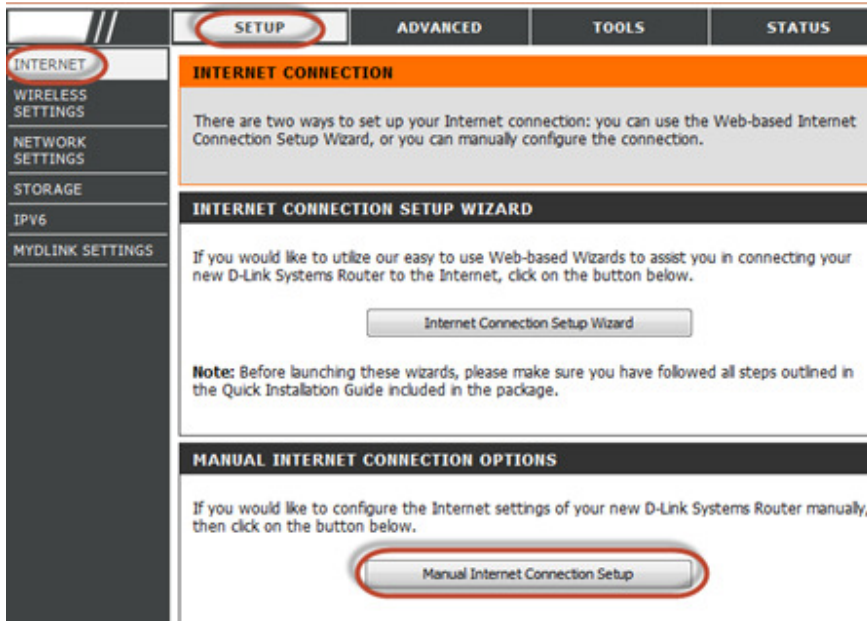
Step 2 Launch your IE (Internet explorer) and key in 192.168.0.1 in the address column and press Enter.



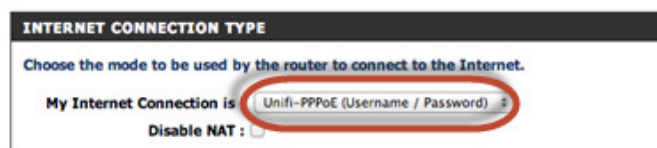
Step 3 Enter your Username: admin and no password (if it is default) click on Log In



Step 4 You will see a D-Link configuration page, click on **Setup > Internet > Manual Internet Connection Setup**.



Step 5 For My Internet Connection select Unifi-PPPoE (Username / Password)



Step 6

Address Mode: **Dynamic IP**

Username: **Username provided by your ISP**

Password: **Password provided by your ISP**

PPPOE INTERNET CONNECTION TYPE :

Enter the information provided by your Internet Service Provider (ISP).

Address Mode : Dynamic IP Static IP

IP Address :

Username :

Password :

Verify Password :

Service Name : (optional)

Reconnect Mode : Always on New Schedule

On demand Manual

Maximum Idle Time : (minutes, 0=infinite)

DNS Mode : Receive DNS from ISP Enter DNS Manually

Primary DNS Server :

Secondary DNS Server : (optional)

MTU :

MAC Address :

Step 7 Under VLAN Bridge, please enter the internet VLAN ID and IPTV VLAN ID, please check with your ISP for your VLAN ID

For Malaysia

TM Unifi	ID No.	Maxis	ID No.
Internet VLAN ID	500	Internet VLAN ID	621
IPTV VLAN ID	600	IPTV VLAN ID	823

VLAN BRIDGE

Internet Vlan ID :

IPTV Vlan ID :

VoIP Vlan ID :

Interface	WAN Connection
LAN Port 1	Internet
LAN Port 2	Internet
LAN Port 3	Internet
LAN Port 4	IPTV

Step 8 Click on **Save setting** to complete internet setup.

WAN

Use this section to configure your Internet Connection type. There are several connection types to choose from: Static IP, DHCP, PPPoE, PPTP, L2TP, and DS-Lite. If you are unsure of your connection method, please contact your Internet Service Provider.

Note: If using the PPPoE option, you will need to remove or disable any PPPoE client software on your computers.